




Reception Class 'Little Oaks' Weekly Overview Planning

Week Beginning – 11.01.21

Spring Term 1 – 'Once Upon a Time'

Weekly Topic – We're Going on a Bear Hunt

Day	Activities
Monday 11th	<p>9.15am – Phonics Please see TEAMS for the live streaming. This will also be available after the session. <u>Learning Intention</u> – Draw and label items to take on a bear hunt. Can you write a matching sentence? If I went on a bear hunt I would take and because (Or come up with your own!)</p> <ul style="list-style-type: none"> - Children find a rucksack and go on a hunt around the house for things they could take on a bear hunt. - On a large piece of paper draw an outline of bag/rucksack. Children items and carefully sound out (segment) words when writing. (Please encourage independent writing where they are breaking down the words and writing the sounds they can hear, rather than just copying your writing) - Later in the week encourage your child to write a sentence to go with rucksack. <p>11am – Maths Please see TEAMS for the live streaming. This will also be available after the session. <u>Learning Intention</u> – gather their objects together. You can build towers, lay them out on plates etc. but to compare your amount of items to someone else. Do you both have the same? Is it fair? Who has more? Who has less? How do we know?</p> <p>2.30pm - Story Sharing Please join us at this time for the story – 'A Squash and a Squeeze'.</p> <p>Other things that you could try over the day:</p> <ul style="list-style-type: none"> - Going on a Bear Hunt art and design work. Try making your own bear – perhaps a footprint, a toilet roll bear or a bear in a cave! <div style="display: flex; justify-content: space-around; align-items: center;">    </div> <ul style="list-style-type: none"> - Don't forget to read at home each day – sharing a story or having a look at your school books.
Tuesday 12th	<p>9.15am – Phonics Please see TEAMS for the live streaming. This will also be available after the session. <u>Learning Intention</u> – Write words containing the qu digraph and form all letters correctly.</p>

	<p>- Watch https://www.bbc.co.uk/iplayer/episode/b01dzhc5/alphablocks-series-2-20-quick</p> <p>- Make a <u>qu</u> card for their phonics pack.</p> <p>- Practise writing the <u>qu</u> words quiz, quit, quid, quiff, quick, quack, liquid, quill in the quilt for the queen and decorate other parts.</p> <p>11am – Maths Please see TEAMS for the live streaming. This will also be available after the session. <u>Learning Intention</u> – ‘Explore the Composition of Numbers to 10’ NumberBlocks – The Whole of Me https://www.bbc.co.uk/iplayer/episode/b08dr113/numberblocks-series-1-the-whole-of-me</p> <p>Gather 5 objects together. Can you arrange them in different ways e.g. a vertical line, horizontal line, group, 4 and an extra on like a numicon 5, etc.? Remind them that the number hasn’t changed – they still have 5 objects.</p> <p>Play a game with an adult where they take x objects and you look at how many you have left. How many altogether? Remind about the not counting – remember the start number.</p> <p>Repeat with other numbers.</p> <p>2.30pm - Story Sharing Please join us at this time for the story – ‘The Tiger Who Came to Tea’.</p> <p>Other things that you could try over the day:</p> <ul style="list-style-type: none"> - Have a go at re-telling and sequencing the ‘Going on a Bear Hunt’ Story today. You can re-watch the Michael Rosen version first, draw pictures, or use the ones here, and then order and retell! - https://www.youtube.com/watch?v=0gyI6ykDwds - https://www.earlylearninghq.org.uk/stories-2/bear-hunt/bear-hunt-story-sequencing-flashcards/ - Perhaps play a game of ‘Eye Spy’ today with objects around your home. Think carefully about the initial sound of the object that you have picked.
<p>Wednesday 13th</p>	<p>9.15am – Phonics Please see TEAMS for the live streaming. This will also be available after the session. <u>Learning Intention</u> – Read ch and qu sentences.</p> <p>- Print out in advance. https://phonicsplaycomics.co.uk/comic_ph3_buzz.html</p> <p>- Play Buried Treasure – Select Phase 3, + ch. Children sort real and nonsense ch words. https://www.phonicsplay.co.uk/resources/phase/3/buried-treasure</p> <p>- Set up log in for the future as we use this website a lot in class. (Username: jan21 Password: home)</p> <p>11am – Maths Please see TEAMS for the live streaming. This will also be available after the session. <u>Learning Intention</u> – ‘Automatically recall number bonds to 5’ Painting your fingers or drawing around and colouring in fingers to demonstrate the number bonds. Work systematically and write the number sentence after each one. Can work on number bonds to 5 and then to 10 for an extra challenge.</p> <p>2.30pm - Story Sharing Please join us at this time for the story – ‘The Mixed Up Chameleon’</p>

	<p>Other things that you could try over the day:</p> <ul style="list-style-type: none"> - Don't forget to take some time out and go outside for a walk around the area, you could wear wellies to keep your feet warm! What do you notice about the trees now from when we went on our Autumn walk? Can you find any 'treasures' on your walk like we did? - There is a wellie boot template in the Teams files – feel free to decorate this like your wellies or get creative with your design!
<p>Thursday 14th</p>	<p>9.15am – Phonics Please see TEAMS for the live streaming. This will also be available after the session. <u>Learning Intention</u> – Write sh words and silly sentences.</p> <ul style="list-style-type: none"> - Make your own tricky word resource. - Write the sh words shop, shed, shell, fish, cash, bash and hush on small pieces of paper. Count to 20 whilst a parent hides them around the house. Go on a word hunt to find them. - Watch the silly sentences video. https://www.bbc.co.uk/bitesize/topics/zvq9bdm/articles/zhg8gwx - Write your silly sh sentence and share it with us. The funnier the better! <p>11am - Maths Please see TEAMS for the live streaming. This will also be available after the session. <u>Learning Intention</u> – 'to recognise and name 2D shapes' Watch: https://www.youtube.com/watch?v=WTegUeif3D0 https://www.youtube.com/watch?v=OEBRDtCAFdU Go on a shape hunt – you can use the 'Shape Hunt' sheet in the files section, or you can draw this yourself if you do not have a printer.</p> <p>2.30pm - Story Sharing Please join us at this time for the story – 'Ten Little Dinosaurs'.</p> <p>Other things that you could try over the day:</p> <ul style="list-style-type: none"> - Today would be our day where we would be doing some PE in the classroom! Why not have a go at doing some aerobics at home this week: https://www.youtube.com/watch?v=5if4cjO5nxc https://www.youtube.com/watch?v=L_A_HjHZxfl
<p>Friday 15th</p>	<p>9.15am - Phonics Please see TEAMS for the live streaming. This will also be available after the session. <u>Learning Intention</u> – Write the letters of the alphabet. Write Phase 3 sentences and questions.</p> <ul style="list-style-type: none"> - Watch https://www.bbc.co.uk/cbeebies/watch/get-squiggling-letters-alphabet-song?collection=little-learners - Practise writing the 26 letters of the alphabet in order. - Write these basic sentences and question. Children have been taught all of the sounds and tricky words already needed. Please do not write the sentence for your child to copy. <ol style="list-style-type: none"> 1. She will fill the pot up at the well. 2. He did up the zip on his jacket. 3. The fox had cubs in his den. 4. Will Liz and Dan win the quiz?

- Remember capital letters, finger spaces and full stops. Keep re-reading sentence to predict next word.

11am – Maths

Please see TEAMs for the live streaming. This will also be available after the session.

Learning Intention – ‘Continue, copy and create repeating patterns.’

Re-watch the videos from yesterday. Play ‘Shape Monsters’

<https://www.topmarks.co.uk/early-years/shape-monsters>

and

<https://apps.mathlearningcenter.org/pattern-shapes/>

to explore different patterns that you can make with shapes – e.g. can you make a rectangle from different shapes?

2.30pm - Story Sharing

Please join us at this time for the story – ‘Daisy the Donut Fairy’.

Other things that you could try over the day:

- Friday name writing practise – have a go at writing your full name again
- Why not have a go at making your own binoculars for spotting bears or other animals? Here’s an example!

